

# JUNCKERS GAA HANDBALL FLOORS

The performance of the floor is  
essential in fast games like handball.

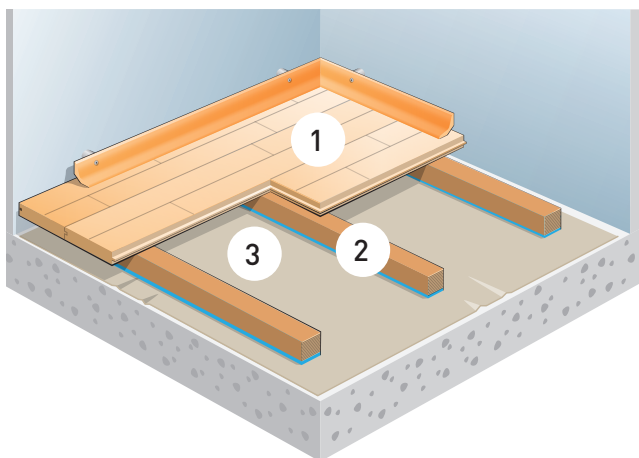


[JUNCKERS.IE](http://JUNCKERS.IE)



## SYSTEM COMPONENTS

1. 22 x 129 x 3700mm floorboards
2. BluBAT batten system including sportsfoam
3. PE moisture barrier



# JUNCKERS BLUBAT BATTEN SYSTEM

THE SIMPLEST OF THE JUNCKERS SUBCONSTRUCTION SYSTEMS OFFERING GOOD SHOCK ABSORPTION AND RESILIENCE.

## CHOICE OF BATTEN THICKNESSES

There is a choice of 3 batten thicknesses, including the 9 mm foam:

- Option 1** is 30 mm (including floor 52mm),  
**Option 2** is 45 mm (including floor 67mm).  
**Option 3** is 57 mm (including floor 79mm).

We recommend 411 mm Batten Centres to suit our 3700mm boards.

## REFURBISHMENTS

Old Halls with no insulation in the subfloor?  
 - Height Permitting why not Insulate between battens (best option 57 mm Blubat with 50mm insulation)

## UNDERFLOOR HEATING

The 45 mm and 57 mm thick battens are the main recommendations for underfloor-heating systems in between the battens.

The 30 mm thick batten is ideal over underfloor heated screeds.

TEST	Requirements EN 14904: A3	Test results Batten centre	
		411 mm	336 mm
Shock absorption	$\geq 40 < 55 \%$	55%	53%
Vertical deformation	$\geq 1.8 < 3.5 \text{ mm}$	1.9 mm	1.8 mm
Ball bounce	$\geq 90 \%$	100%	98%
Friction	$\geq 80 \leq 110$	100	100
Rolling load	$\geq 1500 \text{ N}$	✓	✓
		3000 N <sup>1)</sup>	3500 N <sup>1)</sup>
Pointload	None	5000 N ~ 500 kg <sup>2)</sup>	5500 N ~ 550 kg <sup>2)</sup>

<sup>1)</sup> Junckers test with solid rubber wheels, width = 50 mm, diameter = 100 mm.

<sup>2)</sup> Junckers test with 100x100 mm point load.

# JUNCKERS NEW ERA BATTEN SYSTEM

A PACKABLE HIGH QUALITY FLOORING SYSTEM WHICH CAN BE INSTALLED OVER AN UNEVEN SUBFLOOR.

The New Era UnoBat system incorporates a black evazote polyethelene foam rubber base for higher performance characteristics to the higher A4 level of the standard.

The system comprises the 22 mm Junckers solid hardwood board, secretly nailed to a kiln dried softwood batten, which is supported by foam backed strong polypropylene cradles. Fine levelling of the system takes place between the cradles and the battens. There are a range of heights available from 75 mm to 439 mm. Choice of batten centres depends on requirements as to sports performance and loading capacity.

TEST	Requirements EN 14904: A3	Test results Batten centre
Shock absorption	$\geq 55 < 75 \%$	65%
Vertical deformation	$\geq 2.3 < 5.0 \text{ mm}$	2.8mm
Ball bounce	$\geq 90 \%$	91 %
Friction	$\geq 80 \leq 110$	100
Rolling load	$\geq 1500 \text{ N}$	$\sqrt{2500 \text{ N}^{11}}$
Pointload	None	4500 N ~ 450 kgs <sup>2</sup>

<sup>11</sup> Junckers test with solid rubber wheels, width = 50 mm, diameter = 100 mm.

<sup>21</sup> Junckers test with 100x100 mm point load.

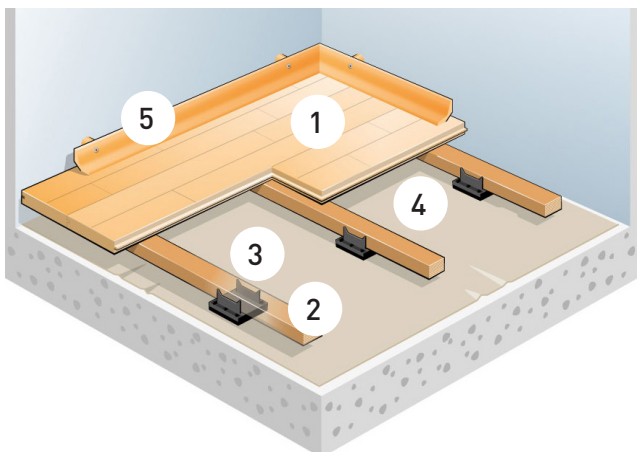
## REFURBISHMENTS

Old Halls with No insulation in the subfloor?  
- New Era System ideal for Insulation in  
around cradles & Under battens

### SYSTEM COMPONENTS

Minimum construction height, including 22 mm thick floorboard = 74 mm

1. 22 x 129 x 3700 mm floorboards
2. New Era batten system: 36 or 48 mm x 45 mm x 1800 mm
3. Polypropylene cradles with 10 mm foam
4. Polythene vapour check
5. Skirtings





# THE NUMBER ONE SPORTS FLOOR

SOLID OR ENGINEERED? THE WEAR LAYERS ARE NOT THE SAME.  
A SOLID BOARD CAN LAST FOUR TIMES LONGER THAN AN  
ENGINEERED BOARD.

## SOLID BOARDS

Solid boards do last longer, simply because an engineered board has a thinner hardwood wear layer. After only two sandings the hardwood veneer on an engineered board is so thin that it will split or splinter leaving the softwood inner layer as can be seen in the enlarged sectional photos. This reduces the life of the floor, as the floor becomes more susceptible to indentations and damage.

With a solid board, this problem does not exist, even after it has been sanded past the dovetail joint. Because it is all solid wood, it will not fray off or splinter.

## BEECH AND MAPLE ARE THE TRUE SPORTS FLOORS

They have been in use for decades all over the world, because their inherent grain structure is strong.

Oak is unsuitable for high impact sports use, as its surface frays under the tensile forces imposed upon it. Retractable seatings loads are never a problem on a Junckers floor.

## STABILITY

Solid boards do not cup, curl or distort in normal conditions. All types of timber floors, both engineered and solid, expand and contract throughout the year. If the building is dry, and stays within the normal range of humidity then there is no difference between a solid board and an engineered one.

Some engineered board manufacturers would lead us to believe that engineered boards are far more tolerant to large differences in humidity it is in fact the other way around, especially in very dry conditions.

Solid hardwood never de-laminates. When solid boards are installed the installer will leave small expansion gaps within the floor and so does not just rely on perimeter expansion gaps. This cuts down on the creaking noise that engineered floors may suffer from when they expand and contract.

## SUPPORT TO THE SPECIFIER

Junckers Technical sales managers and technical staff can supply NBS specifications to help you specify our flooring for your project.

Junckers specifications are also available on NBS Plus. We also operate with RIBA to offer RIBA approved Core Curriculum CPDs.

Junckers Technical sales managers and technical staff present a choice of four CPDs. CO2 positive, all products are responsibly sourced in accordance with EU rules and certification, all production waste is converted into electrical power.

## ENVIRONMENT

Environment – Junckers is CO2 positive, all products are responsibly sourced in accordance with EU rules and certification, all production waste is converted into electrical power.

**JUNCKERS IS  
DEPENDABLE,  
RELIABLE AND  
AFFORDABLE – SO  
CONSIDER THE REAL  
DIFFERENCES  
BETWEEN SOLID  
HARDWOOD FLOORS  
AND ENGINEERED  
FLOORS – AND NOT  
JUST THE MYTHS.**

## MAINTENANCE

Both solid and engineered boards are hardwood and have similar sealed finishes, which are designed to wear under normal use. The maintenance is the same with both products. The surface needs to be resealed as often as is required by the use of the floor.

Junckers pre finished boards are sealed with a 100% pure polyurethane air dried seal which gives it its unique appearance. Our factory seal is tough and flexible and has a longer life than most UV lacquers, which tend to be more brittle and prone to cracking.

With some UV lacquers it can be difficult to reseal. Incidentally the ends and edges of the Junckers boards are wax edge sealed to give better water protection and to minimize side bonding when extra lacquer coats are applied, something which can cause an engineered floor to split.

**A SOLID WOODEN FLOOR CAN BE SANDED SEVERAL TIMES AND THEREFORE HAS A LONG LIFE WHEREAS AN ENGINEERED FLOOR CAN ONLY BE SANDED A FEW TIMES BEFORE THE WEAR LAYER IS GONE.**

## PERFORMANCES


Junckers has led the way in providing sports floors here in the UK and Ireland for over 25 years - we are the market leader. We offer a full range of high quality and multi-purpose floors within our range.

All our floors conform to BSEN14904:2006 and are Sport England and Sport Scotland approved.

## GUARANTEES

The JunckerCare scheme is unique along with the Junckers Approved Contractor scheme.

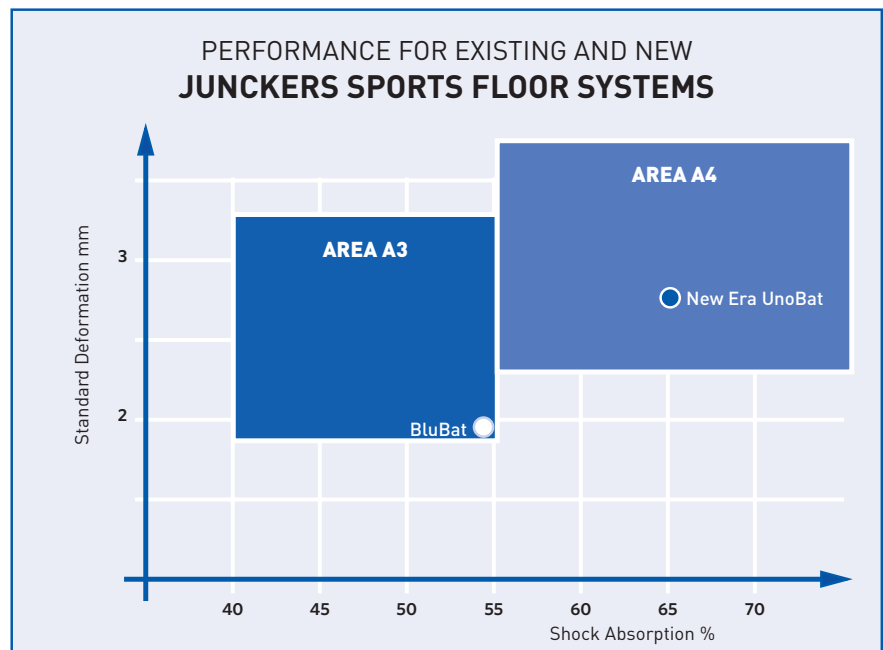
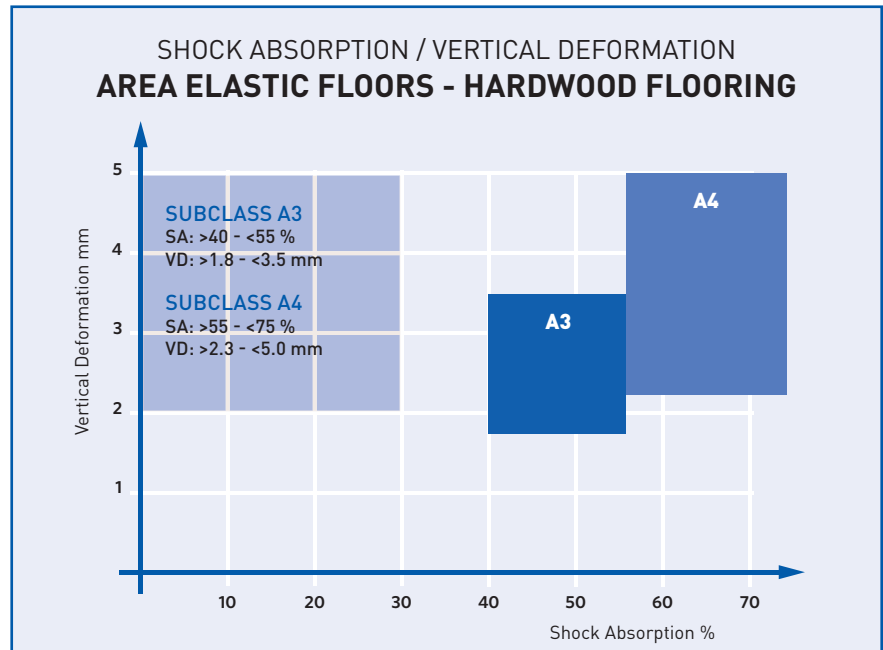
Junckers, with its JunckerCare scheme offers a solid 25 year lifetime warranty on the manufacture, installation and maintenance of its floors.



# WHY GO WITH SPRUNG BATTENS/ CRADLES?

## AREA ELASTIC FLOORING

- Shock absorption/force reduction between 40% and 70%.  
Shows how much of the shock from a landing, after a jump will return to the athlete's leg and back.
- Vertical deformation between 1.8 mm and 4 mm.  
The sports floor's ability to flex underfoot when it is given a dynamic load, for instance from running.  
The above characteristics fall into one of two sub-classes. Class A3 and class A4.
- Ball bounce – in all cases at least 90%.  
Good ball response increases the speed of the game and helps the player to control the play.
- Also covers levels of friction, resistance to rolling loads, wear, durability, fire resistance, reflection, gloss levels & degree of evenness.



# WHY CHOOSE A PRE-FINISHED BEECH OR MAPLE OVER UNFINISHED MAPLE?

## THICKNESS

Unfinished Floorboards are 18/19 mm before sanding. That is 18 % thinner than a Junckers prefinished Solid Floor. (circa 4 mm).

## HEADER JOINTS (Board Ends)

All Junckers boards are fixed lengths (3700 mm) and are fitted over a performance batten at centres of 336 mm. The key benefit is that all header joints are fully supported by the batten underneath.

This is not the case for strip maple. Random length strip maple can mean many of the board ends are not supported underneath. Long term this can lead to breakages in the floor.

## SURFACE OF FLOOR

Junckers prefinished boards are factory finished to the sports standard BSEN14904. Strip maple floors are finished on site. The quality and performance of the finish is down to the workmanship and site conditions on site.

The quality and performance of the finish is down to both workmanship and conditions on site.

## STRUCTURAL WARRANTY OF THE TIMBER

Junckers offer a 25 year structural warranty on our floorboards.

## TECHNICAL ASSISTANCE

Junckers have Technical Support and Specification Managers employed on the ground in Ireland. Individual site surveys and advice are available on any handball project North and South.

## REFURBISHMENTS

Junckers manufacture their own lacquer and court marking paints that are fully compatible with their prefinished boards.





# JUNCKERS

Performing on Danish design

JUNCKERS LIMITED

Tel. +353 1 462 2580 · [order@junckers.com](mailto:order@junckers.com) · [junckers.ie](http://junckers.ie)

Declan Dolan · Tel. +353 87 264 7649 / +44 7980 236130 · [ddolan@junckers.ie](mailto:ddolan@junckers.ie)

Steve Geary · Tel. +353 87 269 6965 · [sgeary@junckers.ie](mailto:sgeary@junckers.ie)